

### A *be*: Present simple Negative

Forma negativa	
Forma intera	Forma contratta
I am not	I'm not
you are not	you aren't
he is not	he isn't
she is not	she isn't
it is not	it isn't
we are not	we aren't
you are not	you aren't
they are not	they aren't

Soggetto +  $\begin{cases} am\ not\ ('m\ not) \\ are\ not\ (aren't) \\ is\ not\ (isn't) \end{cases}$

1 La forma negativa di *be* si ottiene mettendo *not* dopo il verbo.

I am not you are not

2 La forma negativa contratta di *be* si ottiene aggiungendo *-n't* alla forma affermativa del verbo.

You aren't He isn't We aren't

3 Invece, la forma negativa contratta della prima persona singolare si ottiene aggiungendo *not* dopo la forma affermativa contratta del verbo.

I'm not NOT Iamn't

### B *be*: Present simple Interrogative and short answers

Forma interrogativa	Risposte brevi	
	Affermativa	Negative
Am I?	Yes, you are.	No, you aren't.
Are you?	Yes, I am.	No, I'm not.
Is he?	Yes, he is.	No, he isn't.
Is she?	Yes, she is.	No, she isn't.
Is it?	Yes, it is.	No, it isn't.
Are we?	Yes, you are.	No, you aren't.
Are you?	Yes, we are.	No, we aren't.
Are they?	Yes, they are.	No, they aren't.

Am  
Are  
Is

+ soggetto?

Yes,  
No,

+ pronome  
soggetto

+ am/are/is.  
+ 'm not/aren't/isn't.

1 Nelle domande il verbo *be* si trova davanti al soggetto.

Are you Italian? NON You are Italian?

2 In inglese, non si risponde ad una domanda soltanto con *Yes* o *No*. Si devono usare le risposte brevi.

Is it interesting? Yes, it is.

3 Le risposte brevi affermativo si formano con *Yes* + pronome soggetto + forma intera del verbo *be*.

Are you Tim? Yes, I am. NON Yes, I'm.

4 Le risposte brevi negative si formano con *No* + pronome soggetto + forma negativa contratta del verbo *be*.

Are you Tim? No, I'm not.

### C Question words

Parole interrogative	
Who?	Chi?
What?	Che cosa? Che?
Where?	Dove?
When?	Quando?
Which?	Quale/i?
How old?	Quanti anni?

Parola interrogativa + *am/are/is* + soggetto?

1 Le *question words* sono parole interrogative che si usano per fare una domanda.

Who are you? Chi sei?

What is it? Che cos'è?

Where is London? Dov'è Londra?

When is your birthday?

Quando è il tuo compleanno?

Which is your book? Qual è il tuo libro?

How old are you? Quanti anni hai?



2 Alcune domande richiedono come risposta semplicemente **Yes** o **No**.

Are you 12? Yes, I am./No, I'm not.

Hai 12 anni? Sì./No.

Altre domande, invece, richiedono come risposta un'informazione più specifica.

Queste domande sono introdotte dalle parole interrogative.

How old are you? I'm 12.


Quanti anni hai? Ho 12 anni.

## D Demonstratives

### this, that, these, those

I dimostrativi	
Singolare	
this	questo/questa
that	quel/quello, quella/quell'
Plurale	
these	questi/queste
those	quei/quelli, queglii/quelle


1 Si usano **this** e **these** per indicare persone e cose vicino a chi parla.



This is a book.

These are books.

2 Si usano **that** e **those** per indicare persone e cose lontano da chi parla.



That is a car.

Those are cars.

3 La forma contratta di **that + is** è **that's**, ma il verbo **be** non può essere contratto dopo gli altri dimostrativi.

That's my teacher.

This is my mum. NON This's

These are my photos. NON These're

Those are my classmates. NON Those're

4 I dimostrativi possono essere usati sia come pronomi che come aggettivi. Sono pronomi quando precedono il verbo **be**. Sono, invece, aggettivi quando precedono un sostantivo.

This is my sister.

Questa è mia sorella.

That girl is Italian.

Quella ragazza è italiana.

## Word list

### Adjectives

be hungry avere fame

be thirsty avere sete

big grande

boring noioso

cheap economico, conveniente

cold freddo

difficult difficile

early presto

easy facile

expensive caro

fantastic fantastico

fast veloce

funny divertente

happy felice

hot molto caldo

interesting interessante

late tardi

old vecchio

sad triste

serious serio

slow lento

small piccolo

strong forte

terrible terribile

weak debole

wrong sbagliato

young giovane



## Vocabulary

### Adjectives

1 Trova altre tre coppie di aggettivi opposti nel *wordsquare* ↓↑↘. Poi completa la tabella.

D	K	L	T	E	R	R	I	B	L	E
I	N	T	E	R	E	S	T	I	N	G
F	D	I	R	R	K	E	L	B	E	R
F	U	G	Z	B	O	R	I	N	G	E
I	Q	N	R	X	A	I	E	H	O	M
C	C	O	N	S	Y	O	W	A	H	I
U	E	R	M	Y	S	U	R	T	S	U
L	F	A	N	T	A	S	T	I	C	Y
T	D	E	R	F	I	N	R	J	I	L

<u>serious</u>	<u>funny</u>
_____	_____
_____	_____
_____	_____

2 Dai la tua opinione. Scrivi delle frasi usando gli aggettivi dell'es. 1.

History It's interesting.

- Hannah Montana \_\_\_\_\_
- Fiorello \_\_\_\_\_
- Shrek 3 \_\_\_\_\_
- Maths \_\_\_\_\_

## Grammar

### be: Present simple Negative

3 Riscrivi le frasi alla forma negativa.

- |                            |                            |
|----------------------------|----------------------------|
| I'm in Year 10.            | <u>I'm not in Year 10.</u> |
| 1 I'm American.            | _____                      |
| 2 You're funny!            | _____                      |
| 3 John's from York.        | _____                      |
| 4 Kelly's 13.              | _____                      |
| 5 Our homework's easy.     | _____                      |
| 6 We're German.            | _____                      |
| 7 You're students.         | _____                      |
| 8 Anna and Jo are sisters. | _____                      |

### be: Present simple Interrogative and short answers

4 Abbina le domande alle risposte brevi.

- |                              |                  |
|------------------------------|------------------|
| 1 Am I in Year 9?            | a No, he isn't.  |
| 2 Are you a singer?          | b Yes, they are. |
| 3 Is he Mark?                | c Yes, you are.  |
| 4 Is Mary from Wales?        | d No, I'm not.   |
| 5 Is it your book?           | e Yes, she is.   |
| 6 Are you French students?   | f No, it isn't.  |
| 7 Are they our new teachers? | g Yes, we are.   |

5 Scrivi domande e risposte brevi alla forma affermativa (✓) o negativa (✗).

He/Matthew? (✓)

Is he Matthew? Yes, he is.

- you/an Arsenal fan? (✗)  
\_\_\_\_\_
- his car/blue? (✓)  
\_\_\_\_\_
- the students/at school? (✓)  
\_\_\_\_\_
- they/your books? (✗)  
\_\_\_\_\_
- Mike and I/in the football team? (✓)  
\_\_\_\_\_
- she/a new student? (✓)  
\_\_\_\_\_
- Tom/in your year? (✗)  
\_\_\_\_\_
- the book/interesting? (✗)  
\_\_\_\_\_

### Question words

6 Scrivi le parole interrogative del riquadro accanto al loro equivalente italiano.

How old? What? When? Where?  
Which? Who?

- |             |                |
|-------------|----------------|
| <u>Who?</u> | Chi?           |
| 1 _____     | Quando?        |
| 2 _____     | Che cosa? Che? |
| 3 _____     | Dove?          |
| 4 _____     | Quanti anni?   |
| 5 _____     | Quale/i?       |



## 7 Scegli l'alternativa corretta.

- A What/Where are they?  
B They're DVDs.
- 1 A Who/What is she?  
B She's my mum.
- 2 A Where/What is Robert?  
B He's at school.
- 3 A When/How old is Laura?  
B She's 12.
- 4 A Who/What are they?  
B They're my books.
- 5 A When/Where are you?  
B We're in Manchester.
- 6 A When/What is her birthday?  
B It's in May.
- 7 A What/When is the date today?  
B It's 15<sup>th</sup> October.
- 8 A Where/Which is your book?  
B The blue book.

## 8 Completa l'e-mail con le parole interrogative.

Subject: Hi Ben

Hi Ben,

Thanks for your email and photo. Who's the girl in the photo? Is she your penfriend?  
 1 \_\_\_\_\_'s her name? 2 \_\_\_\_\_'s she from?  
 And 3 \_\_\_\_\_ old is she? She's beautiful!

Write soon,

Nick

PS 4 \_\_\_\_\_'s her telephone number?!




## Demonstratives *this, that, these, those*

### 9 Completa la tabella.

Per indicare persone, animali e cose...		
	vicino a chi parla	lontano da chi parla
Singolare	<u>this</u>	2 _____
Plurale	1 _____	3 _____

### 10 Scegli l'alternativa corretta.


This/That is my Science teacher.



1 These/Those are my parents.



2 These/Those are my CDs.



3 These/Those are my pens.



4 This/That is my cat.



### 11 ★ Abbina le domande alle risposte.

- |                             |                              |
|-----------------------------|------------------------------|
| 1 Who's that?               | a He's 13.                   |
| 2 What are these?           | b No, I'm not.               |
| 3 Are you teachers?         | c No, they aren't.           |
| 4 Are you a student?        | d She's at school.           |
| 5 When's your music lesson? | e Yes, it is.                |
| 6 Is Kate at school?        | f Yes, we are.               |
| 7 How old is Tom?           | g They're my holiday photos. |
| 8 Where's Annie?            | h It's Jack.                 |
| 9 Is this your book?        | i It's on Monday.            |
| 10 Are those your friends?  | j Yes, she is.               |



### Question words

What's your surname?

How old are you?

What's that?

Who's she?

Question word	Verb	Subject
Who	is	she?
What	is	it?
Where	are	my books?
When	is	your birthday?
Which	is	your pen?
How old	are	you?

Rules p. 120

### 7 Abbina le parole interrogative al loro equivalente italiano.

- |            |                      |
|------------|----------------------|
| 1 What?    | a Dove?              |
| 2 Who?     | b Che cosa? / Quale? |
| 3 Where?   | c Quando?            |
| 4 Which?   | d Chi?               |
| 5 When?    | e Quanti anni?       |
| 6 How old? | f Quale/Quali?       |

### 8 Completa le domande con *Who*, *What*, *Where*, *When*, *Which* o *How old*.

A What is it?

B It's a telephone.

1 A \_\_\_\_\_'s she?

B She's my sister.

2 A \_\_\_\_\_'s Dad?

B He's in the garden.

3 A \_\_\_\_\_ is your birthday?

B It's in October.

4 A \_\_\_\_\_ are they?

B They're 13.

5 A \_\_\_\_\_ is your rucksack?

B It's the red rucksack.

### 9 Metti le parole nell'ordine corretto in modo da scrivere delle domande.

from/your friend/is/Where?

Where is your friend from?

1 their favourite actors/are/Who?

2 his/Which/is/notebook?

3 is/her favourite colour/What?

4 is/When/your birthday?

5 you/are/How old?

6 the teacher/Where/is?

7 his telephone number/is/What?

8 are/How old/they?

### 10 Usa le parole date e il verbo *be* per scrivere delle domande.

What/your name? What's your name?

- How old/you?
- Where/your mum and dad from?
- Who/your best friends?
- What/the name of your school?
- Who/your English teacher?
- What/your favourite band?





### 11 Rispondi in modo personale alle domande dell'es. 10.

### Demonstratives

*this, that, these, those*

**This** is Holly.

**That's** Ruby.

Singular	Plural
 <p>This is a book.</p>	 <p>These are books.</p>
 <p>That's a car.</p>	 <p>Those are cars.</p>

### Think!


#### Completa le frasi con *this*, *that*, *these*, o *those*.

- 1 \_\_\_\_\_ e 2 \_\_\_\_\_ si usano per indicare ciò che è vicino.
- 3 \_\_\_\_\_ e 4 \_\_\_\_\_ si usano per indicare ciò che è lontano.


Rules p. 121




12 Completa le frasi con *this, that, these* o *those*.




This is my class.




\_\_\_\_\_ are my friends.



\_\_\_\_\_ is my new mobile phone.



\_\_\_\_\_ are your books.



'Who's \_\_\_\_\_?' 'She's our Maths teacher.'



'What are \_\_\_\_\_?' 'They're posters for the musical.'

## Summing up

13 Completa il dialogo tra Holly e l'insegnante di musica.

Mrs Linton Hi, Holly. I'm Mrs Linton. <sup>1</sup> \_\_\_\_\_ your Music teacher.

Holly Hello, Mrs Linton.

Mrs Linton <sup>2</sup> \_\_\_\_\_ are you from?

Holly I <sup>3</sup> \_\_\_\_\_ from Edinburgh, in Scotland.

Mrs Linton Oh, Edinburgh <sup>4</sup> \_\_\_\_\_ beautiful! <sup>5</sup> \_\_\_\_\_ are you?

Holly I'm 13.

Mrs Linton <sup>6</sup> \_\_\_\_\_'s your birthday?

Holly It's in September. <sup>7</sup> \_\_\_\_\_ I in your class?

Mrs Linton Yes, <sup>8</sup> \_\_\_\_\_. Welcome to *Bright Lights*.

Holly Thank you. <sup>9</sup> \_\_\_\_\_ Ruby in your class, too?

Mrs Linton Yes, <sup>10</sup> \_\_\_\_\_ is.

Holly Oh...

14  Ora ascolta e controlla.

## Translation

15 Traduci le frasi in inglese.

1 Loro non sono i nostri amici.

2 A Sono bravi ballerini?

B No, non lo sono.

3 Dove sono i bambini?

4 Questi sono i miei insegnanti.

5 A Chi è lei?

B Lei è Ruby. È terribile.