

British National Anthem

God save our gracious King!
Long live our noble King!
God save the King!
Send him victorious,
Happy and glorious,
Long to reign over us,
God save the King.

Thy choicest gifts in store
On him be pleased to pour,
Long may he reign.
May he defend our laws,
And ever give us cause,
To sing with heart and voice,
God save the King.

Dio salvi il nostro benevolo Re,
lunga vita al nostro nobile Re,
Dio salvi il Re!
Donagli la vittoria,
la felicità e la gloria,
possa regnare a lungo su di noi;
Dio salvi il Re!

I regali più preziosi che conservi,
sii disposto a riversarli su di lui;
possa regnare a lungo;
possa difendere le nostre leggi
e sempre darci l'occasione
di cantare col cuore e con la voce,
Dio salvi il Re!

GREETINGS (saluti)

Saluti quando si incontra qualcuno:

in inglese la forma di saluto principale è:

HELLO (ciao/salve formale) HI (ciao/salve informale)

Altri tipi di saluto:

GOOD MORNING (buongiorno) GOOD AFTERNOON (buon pomeriggio) GOOD EVENING (buona sera) GOOD NIGHT (buona notte) WELCOME (benvenuto) WELCOME BACK (bentornato) NICE TO MEET YOU (piacere di conoscerti)

Saluti per congedarsi:

GOODBYE (arrivederci formale) BYE BYE (informale) CHEERIO (ciao informale), SEE YOU SOON/LATER (a presto/a più tardi) SEE YOU TOMORROW (a domani) TAKE CARE (stammi bene)

PRESENTAZIONI

Per presentare una persona a un estraneo si usa la formula:

MAY I INTRODUCE YOU?

Quando si viene presentati ci sono varie frasi di circostanza che possono essere utilizzate:

HOW DO YOU DO? (piacere) NICE TO MEET YOU (piacere di conoscerla) MY PLEASURE (piacere mio) WHAT'S YOUR NAME? (come si/ti chiama/i?)

HOW ARE YOU?/HOW ARE YOU DOING? (come sta/i?) a questa domanda è possibile rispondere:

I am/I am not very well (molto bene); I feel great (e si aggiunge THANK YOU (grazie)

SO SO (così così); NOT SO BAD (non c'è male); I am tired;

I am under the weather; I am bad (sto male); I am terrible (sto malissimo)

Introducing yourself:

Here are expressions to introduce yourself:

- My name is ...
- I'm ...
- Nice to meet you; I'm ...
- Pleased to meet you; I'm ...
- Let me introduce myself; I'm ...
- I'd like to introduce myself; I'm ...

Introducing others:

Here are expressions to introduce others:

- Jack, please meet Brian.
- I'd like to introduce you to Brian.
- Brian, this is Jack. Jack this is Brian.

Useful responses:

- Nice to meet you.
- Pleased to meet you.
- Happy to meet you.
- How do you do?

Things to remember:


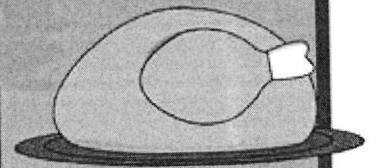

- When introducing yourself or other people in a formal situation use full names. ("I'm Alex Litterman.")
- "**How do you do?**" isn't really a question, it just means "Hello"

Learn2introduce people





Thanksgiving

Wordsearch



E S Y S D X T M N R P P A A M
G C N E L S H K O E U S M U A
C I U A K R O L V W M T E T S
Y E V A I R X L E O P U R U H
Y L L E S D U N M L K F I M E
B V I E T Y N T B F I F C N D
D Y A M B H R I E Y N I A X P
M F P R A R A R R A P N D C O
N P S C G F A N E M I G Q N T
H A R V E S T T K B E G R I A
P I L G R I M S E S N O X R T
Z N K G J K V Z L R C A P V O
T H A N K S G I V I N G R H E
Y Q O W C R F C G A B E P C S
P T D U Z T S L B X M U M J Z

- AMERICA
- AUTUMN
- CELEBRATE
- CORN
- CRANBERRYSAUCE
- FAMILY
- GIVETHANKS
- GRAVY
- HARVEST
- INDIANS
- MASHEDPOTATOES
- MAYFLOWER
- NOVEMBER
- PILGRIMS
- PUMPKINPIE
- STUFFING
- THANKSGIVING
- TURKEY



Instructions: Connect the dots by Capital letters. Connect A, B, C, D, ... and so on.
Connect the dots to make this Thanksgiving picture.

Happy Thanksgiving

